


# Whole Genome Sequencing

A stylized graphic of a document with a dollar sign and pink highlights. The document is outlined in a thick, light green line. Inside the outline, there is a large, light green dollar sign (\$) in the center. Two pink, curved lines are positioned above and below the dollar sign, resembling highlights or underlines on a page.

Prioritization workgroup update  
Shana Altman  
Omaha, NE  
March 6, 2019

Develop **strategies to prioritize** whole genome sequencing for enteric pathogens based on **individual states resources and burden.**










RIP, PFGE.



# Serotyping and other early indicators of relatedness




Techniques  
Solutions  
Ideas






Random  
selection of  
isolates to  
sequence.




Do not  
sequence  
travel related  
cases.



Prioritize based upon exposure data.




Let the outbreak  
lead.




# Remaining uncertainties

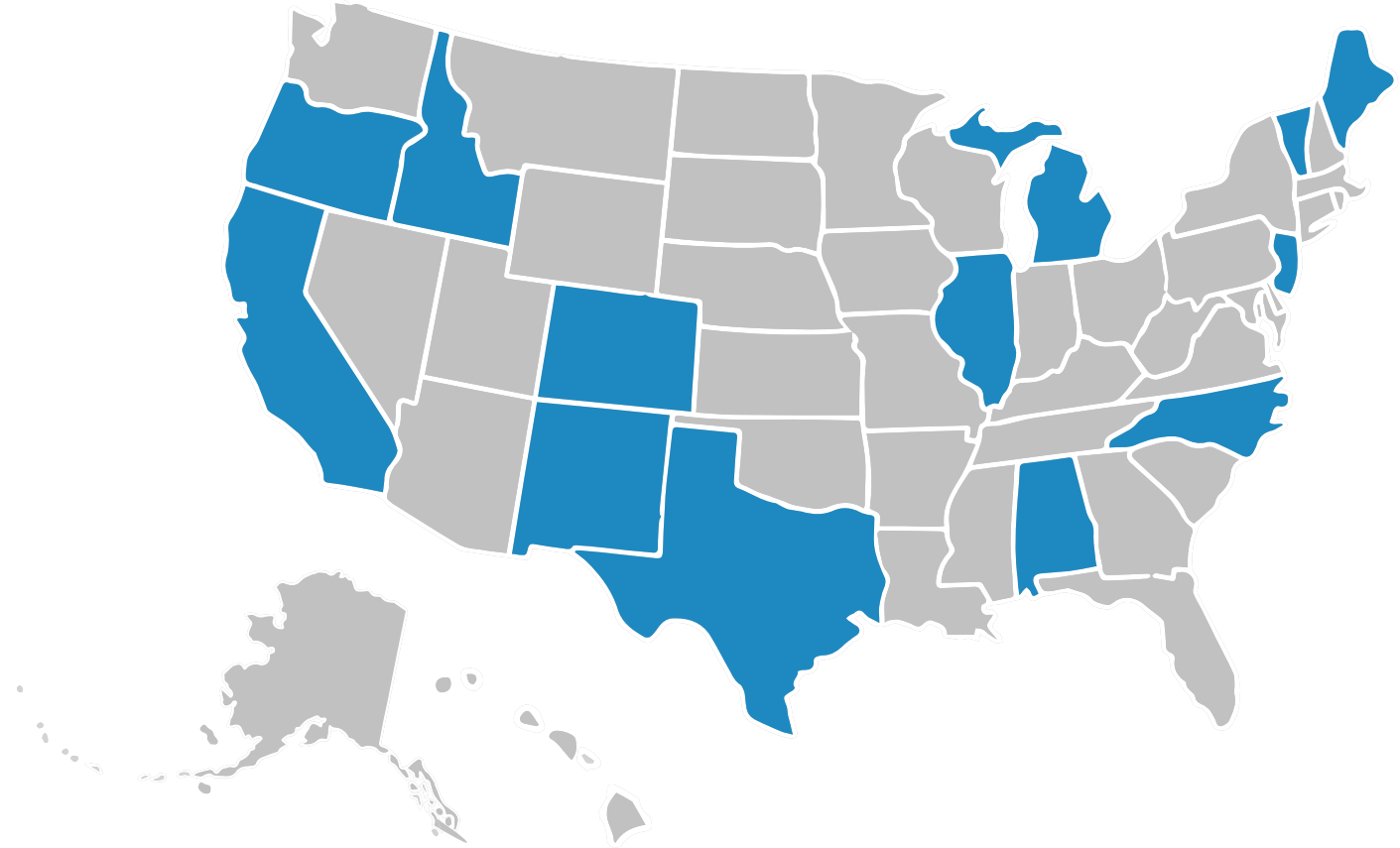
# Wrapping our heads around these single nucleotide polymorphisms.



Analysis, communication &  
lab/epi collaboration.




# Detection of multi-state cases and outbreaks.





Thinking forward



# WGS Prioritization Workgroup

Co-chairs

Beth Melius

[[Beth.Melius@doh.wa.gov](mailto:Beth.Melius@doh.wa.gov)]

Mackenzie Tewell

[[Mackenzie.Tewell@azhds.gov](mailto:Mackenzie.Tewell@azhds.gov)]

# Thank you!

Shana Altman

[Shana.Altman@Illinois.gov]